

F110

快速入门指南  
Quick Start Guide

## About JadeAudio

“JadeAudio” is a subsidiary brand of FIIO Electronics Technology Co., Ltd. It is a stylish, technological and youth-oriented brand aiming to provide high-quality yet cost-effective audio products with an excellent listening experience for the younger generation all around the world.

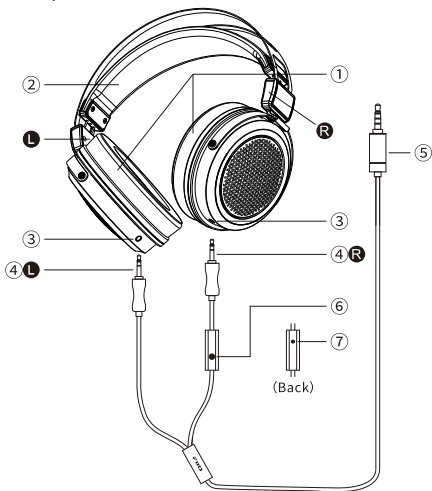
The entity's Chinese name is derived from “翡声” (Fei Sheng), meaning “the sound of Jade”. The name “JadeAudio” conveys our mission towards providing consumers with a crisp and pleasant listening experience while maintaining audio fidelity.

Guangzhou FIIO Electronics Technology Co., Ltd. (hereinafter referred to as FIIO) is a high-tech enterprise focusing on researching and developing portable music products, with current main products being hi-res music players, portable headphone DAC/Amps and headphones/earphones. Including a core team with nearly 30 years of R&D experience in audio products development, FIIO is specialized in self-research and development, and sells FIIO-branded products through sales agents worldwide. By virtue of high quality products and great customer service, FIIO enjoys a high reputation in the industry and has received countless well-known awards.

FIIO is committed to its brand proposition “Born for Music” and ceaselessly pursues perfection in product design and manufacturing to supply users with the best audio products at the best prices.

# Product Instructions

## Product parts Introduction

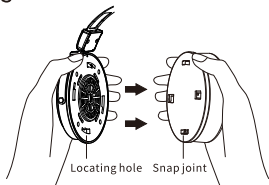
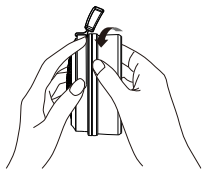


1. Replaceable earpads: The oval-shaped earpads should be adjusted to a comfortable angle according to the ear shape.
2. Retractable elastic headband: Adjust it to a comfortable position according to personal conditions when wearing.
3. Left/Right headphone port: The headphone units are not distinguished between left and right. They depend on the connection of the headphone cable. It will be easier to distinguish based on the connection of the L/R unit markings.
4. Left/Right channel headphone plug of the headphone cable: The blue plug means the left channel, and the red one means the right (the right channel features a microphone).

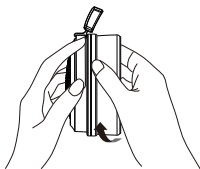
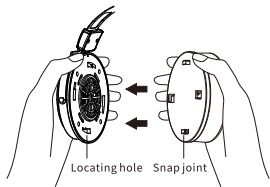
5. 3.5mm audio plug of the headphone cable: Can be adapted to the 6.3mm one.
6. Physical button of microphone: The exact function depends on the in-line control of the front-end music player/mobile phone.
7. Microphone: Can be used for phone calls or gaming voice.

★ The balanced input function can be achieved by using a headphone cable with a balanced audio plug.

## How to replace Earpads



Detach earpads: Hold the headphones with one hand. Grasp the hard edge of the earpad with the other hand, rotate the earpad anticlockwise to the detachable position, and then remove it.



Attach earpads: Hold the headphones with one hand. Grasp the hard edge of the earpad with the other hand. Align the snap joints of the earpad to the locating holes of the headphone one by one, and rotate the earpad clockwise until it is locked.

Note: Please do not pull the outer soft cover of the earpad directly when attaching and detaching.

## Important safety instructions

- △ Please read this instruction manual carefully before using the product.
- △ Please always include this manual when passing the product on.
- △ Please do not use an obviously defective product.

## Preventing damage to health and Accidents

1. Please take care to prevent hearing damage caused by high volume levels and long time use. Make sure the volume of the audio device is set to a relatively low level before use.
2. The product generates strong permanent magnetic fields that could cause interference to cardiac pacemakers, implanted defibrillators (ICDs) and other implants.
3. Please keep the product, accessories and packing parts out of reach of children to prevent accidents and choking hazards.
4. You may be unable to hear the sounds around you when wearing headphones. For your safety, it's not recommended to use headphones in dangerous environments.

## Preventing damage to the Product

1. Please do not place the product in extreme environments for a long time (humid, strong-magnetic, high-temperature, extended exposure to sunlight, etc.) to avoid corrosion or deformation.
2. Please place the product naturally when not in use, and unplug it from the audio device. Please do not keep the product in an expansion state for a long time when not in use, as this can widen the headband and reduce the contact pressure of the headphones (like affecting the wearing and listening experience).
3. Please use attachments, accessories and spare parts supplied or recommended by FIIO.
4. Please use a soft and dry cloth to clean the product. Do not use alcohol, thinner or other organic solvents.
5. Please use the product with care and place it in a clean and dust-free environment.
6. Please do not disassemble the headphones on your own.

## To learn More

To learn more about the product, please visit our website at:

<http://www.fiio.com/supports>

<http://www.jadeaudio.com/supports>

Welcome to scan the following QR code to visit:



FIIO website



FIIO facebook



JadeAudio website



JadeAudio facebook

## WEEE Directive & Product Disposal



At the end of its serviceable life, this product should not be handed as household or general waste. It should be handed over to the applicable collection point for the recycling of electrical and electronic equipment, or returned to the supplier for disposal.

Hereby, Guangzhou FIIO Electronics Technology Co., Ltd declares that this device is in compliance with Directive 2014/30/EU. The full text of the EU declaration of conformity is available at:  
[www.fiio.com/doc](http://www.fiio.com/doc)



*Jade Audio*

广州飞傲电子科技有限公司

Guangzhou FIO Electronics Technology Co.,Ltd